



Bath & North East
Somerset Council

Improving People's Lives


Strategic Evidence Base for Bath and North East Somerset

Executive Summary

February 2023

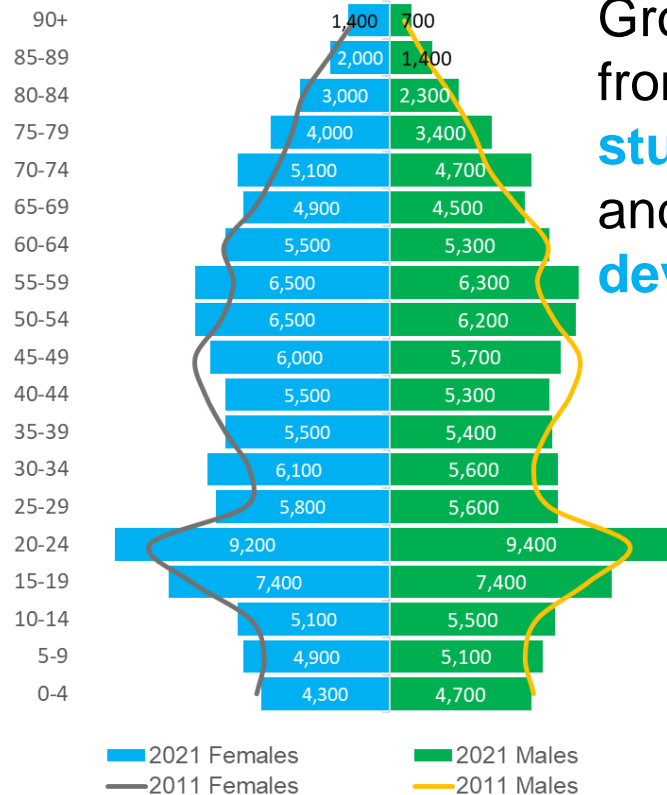
Summary Outcomes

Our population continues to grow...



B&NES has **193,400** residents (2021)
 ↑ 9.9% since 2011.

B&NES Population Pyramid - Census 2011 & 2021



Growth has come from **increasing student numbers** and **housing developments**.

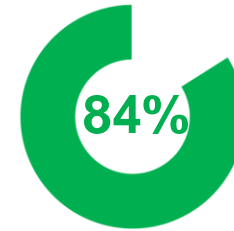


The shape of the population is largely influenced by the high number of **university students**.

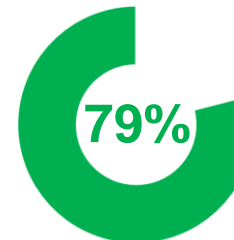


...and overall outcomes are good.

Life expectancy is higher than the national average.



of residents are satisfied with **B&NES as a place to live** (compared to 75% nationally).



Employment rate (higher than West of England and England).



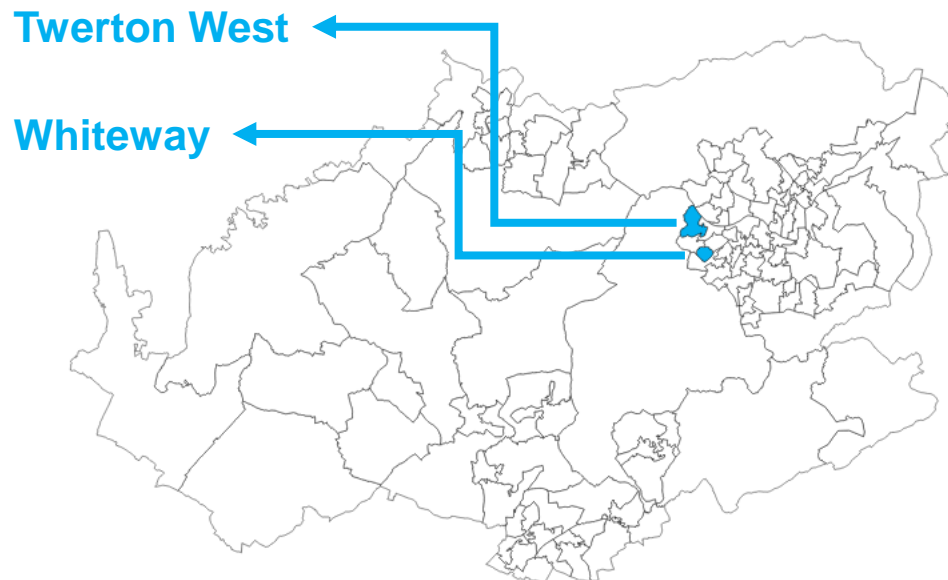
of working age adults educated to **degree level** and overall children achieve **higher grades** at all stages of education compared to regional and national rates.

Inequality

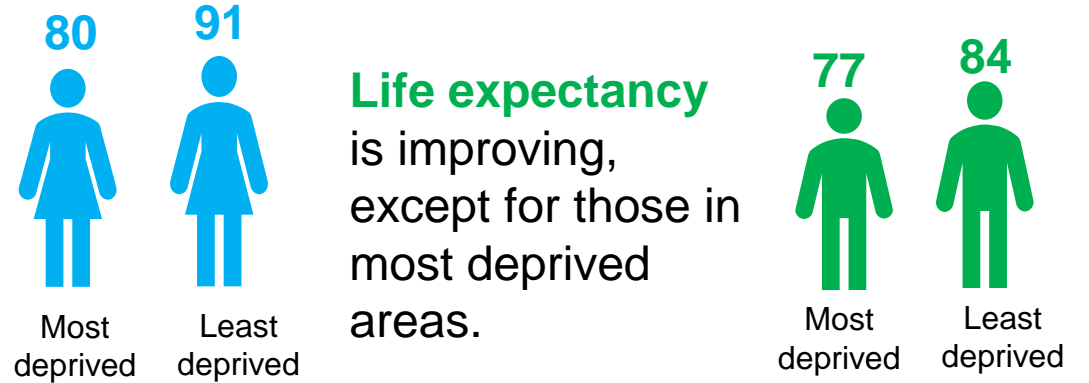
Despite overall low levels, we still see pockets of relative 'deprivation'...

B&NES is ranked **269** out of **317** Local Authorities in England for overall deprivation, making it one of the least deprived in the county...

But two areas are within the most deprived 10% nationally.



....and inequalities affect a wide range of local life outcomes.



Life expectancy is improving, except for those in most deprived areas.



Gaps in **education attainment** are present for the **Free School Meal** cohort and **Special Educational Needs & Disability** at all stages and between **boys** and **girls**.

Smoking is the **greatest risk** factor for **mortality** in B&NES.





1 in 4 workers in routine & manual occupations **smoke**.

Demand and Growth

Demand for services is changing,...

There are **1,708** children on Education Health and Care Plans for **Special Educational Needs and Disability** (SEND).

2016  **↑ 128%**, reflecting national trends.
 2022 

 **5,842** households on the waiting list for **social housing**, **↑ 12.5%** since 2021.

 There are **200 Children in Care**, the **highest ever** number for B&NES.

...with cost of living challenges emerging...

 Estimates suggest **4,000 people** (of whom **1,500** are **children**) will fall into absolute poverty in 2022/23.



...and we are expecting further growth...

We are starting to plan for at least **14,800 more homes** by 2042.



With **15% ↑** in the **65+** population.

We expect the **economy** to slowly recover, with **↑** jobs in...



Health & Social Care



Arts & entertainment



Administration

but average weekly **resident wages** have **↓ 4%...**

£613



England

£587



B&NES

and **house price/wage ratio** has **↑ 20%** since 2019.

9x



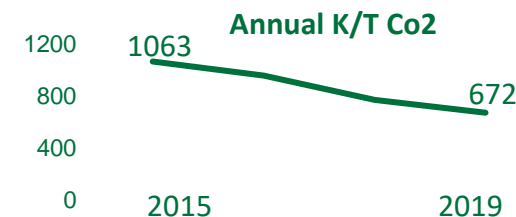
England

12x



B&NES

... in the context of reducing emissions.




Co2 ↓ 37%, but not for transport.



Covid-19 Impacts and Wellbeing

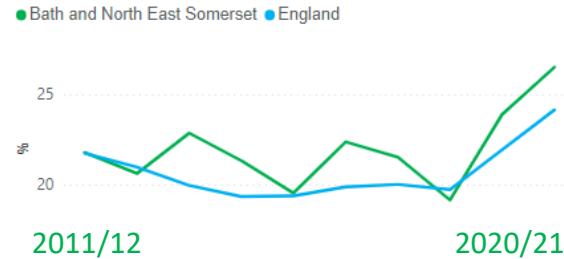
We are still seeing the effects of Covid-19



B&NES had **289 excess deaths** between Mar 20 and Feb 22, with an overall **lower rate** of deaths **than England...**

...and an estimated **6,000** people in B&NES have **Long Covid**.

...with signs of worsening mental health.



Reported levels of **high anxiety** in the population **↑** and higher than England.

424 children receiving SEND support for **social, emotional and mental health**, **↑ 50%** since 2019.



Too soon to identify long term impacts, but...

Increasing **case complexity** in **Children's Social Care** and **SEND**.



62% Of residents **working at home** >2 days a week, yet **traffic volumes** are at near pre-pandemic levels.



Rates of **hospitalisation** are **↑** and comparatively high for:



- Under 18 mental health
- Under 18 alcohol conditions
- Eating disorders
- Self-harm

Particularly for **young women and girls**.

Find Out More

<https://beta.bathnes.gov.uk/strategic-evidence>

research@bathnes.gov.uk



Business Intelligence

Change Log

The following table provides information on changes implemented within this document since previous publications:

Affected Content	Details of change
Changes since publication on 1-Jul-22:	
Summary Outcomes	Life Expectancy figures updated
Inequality	Life Expectancy figures updated